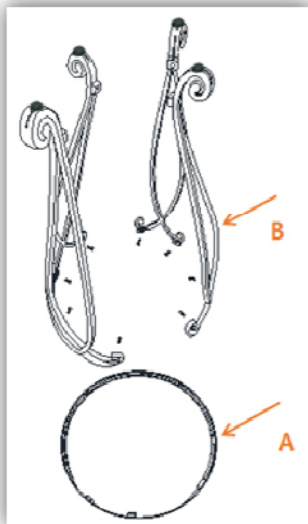





Parts/Hardware list

A	Large Frame	1 PC	E	Small Tempered Glass	1 PC
B	Legs	4 PCS	F	Screw	12 PCS
C	Small Frame	1 PC			
D	Large Tempered Glass	1 PC			

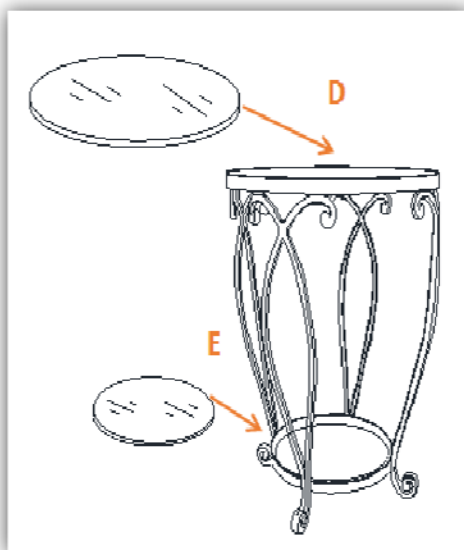
1. Take the parts carefully out of the carton, and place them on a flat and soft surface, making sure that the parts will not be damaged.
2. Assemble Large Frame ( A ) and Legs ( B ) together using 8 screws, Don't tighten screws first .
3. Assemble Small Frame ( C ) and Legs ( B ) together using 4 screws, tighten all screws.
4. Turn over table, Put the large Tempered Glass ( D ) and Small Tempered Glass ( E ) on the Frame .
5. If table is not stable, please adjust foot pad.
6. Softly clean & wipe with dry cloth.



STEP 2



STEP 3



STEP 4



Finished